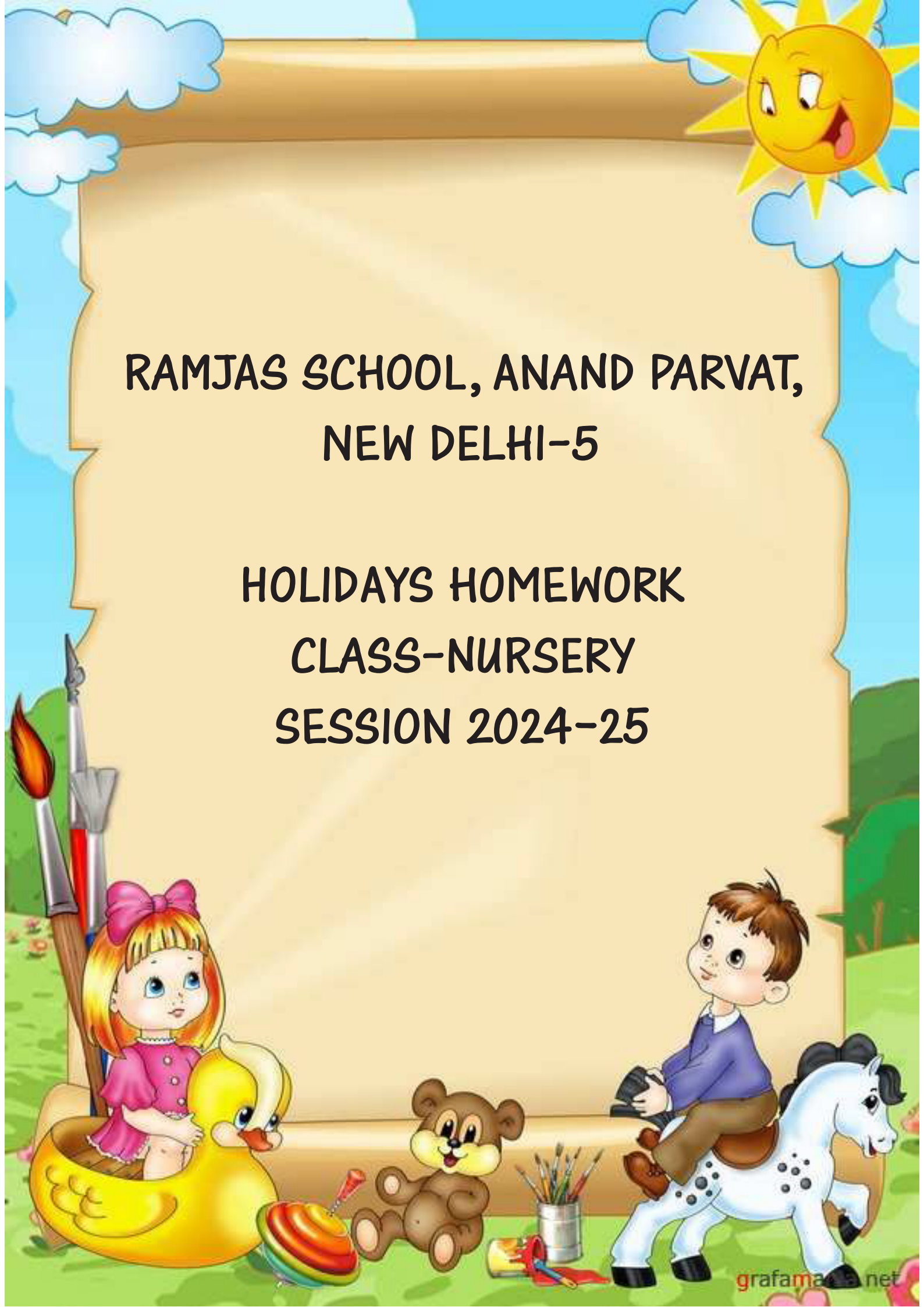


**RAMJAS SCHOOL, ANAND PARVAT,  
NEW DELHI-5**

**HOLIDAYS HOMEWORK  
CLASS-NURSERY  
SESSION 2024-25**







Dear parents,

Summer holidays are the most awaited holidays. It is the time to relax and enjoy with friends and family. As it is a long break, we look forward to making it productive by utilizing our time in a proper way. To make the most of it, you are advised to:

1. Help your ward converse in English by beginning with simple sentences e.g. please give me water, may I help you, can I play, my name is, please open my box, please listen to me, thank you, excuse me etc.

2. Expose your ward to good T.V. programmes in English e.g. shows on Discovery Channel, Animal Planet, etc.





3. Narrate a bed time story everyday with focus on moral values.

4. Encourage your ward to scribble and colour using oil pastels as much as possible. They can fill colours in simple shapes. Make it a practice that your ward does one page of colouring every day.

5. Help your ward learn your mobile numbers and house address.

6. Make your ward independent in eating his / her food him/herself.

7. Revise what all has been done in school from time to time.





## ACTIVITIES TO BE DONE IN SCRAP BOOK

1. Paste pictures of five summer fruits and vegetables in the form of a basket and learn their names.

### 2. FUN WITH COLOURS

Paste five objects each of red , yellow and blue colour, which the child generally sees in his/ her daily environment. E.g. red apple, red fire brigade , yellow sun, sunflower, blue sky, blue pen etc.

### 3. FUN WITH SHAPES

Help your ward create five different pictures with basic shapes like circle and square. Use coloured paper from magazines or newspaper for the same.





#### 4. FUN WITH NUMBERS

Collect leaves from different plants, dry them and paste them according to the number . Do the activity for numbers 1-4.

#### 5. ENGLISH

Paste five pictures each with letter of the alphabet a, b, c and d.

#### 6. HINDI

Paste five pictures each with Hindi Vyanjan-  
क , ख , ग , घ

7. Make a simple album of your ward's pics from his daily life activities like playing indoor games, helping you around with simple household chores, riding on the bicycle etc.



HAPPY  
HOLIDAYS

