




**RAMJAS SCHOOL
ANAND PARVAT
NEW DELHI-5**

**HOLIDAYS HOMEWORK
KG CLASS
SESSION 2024-25**





Dear parents,

Summer holidays are the most awaited holidays. It is the time to relax and enjoy with friends and family. As it is a long break, we look forward to making it productive by utilizing our time in a proper way. To make the most of it, you are advised to :

1. Help your ward converse in English by beginning with simple sentences

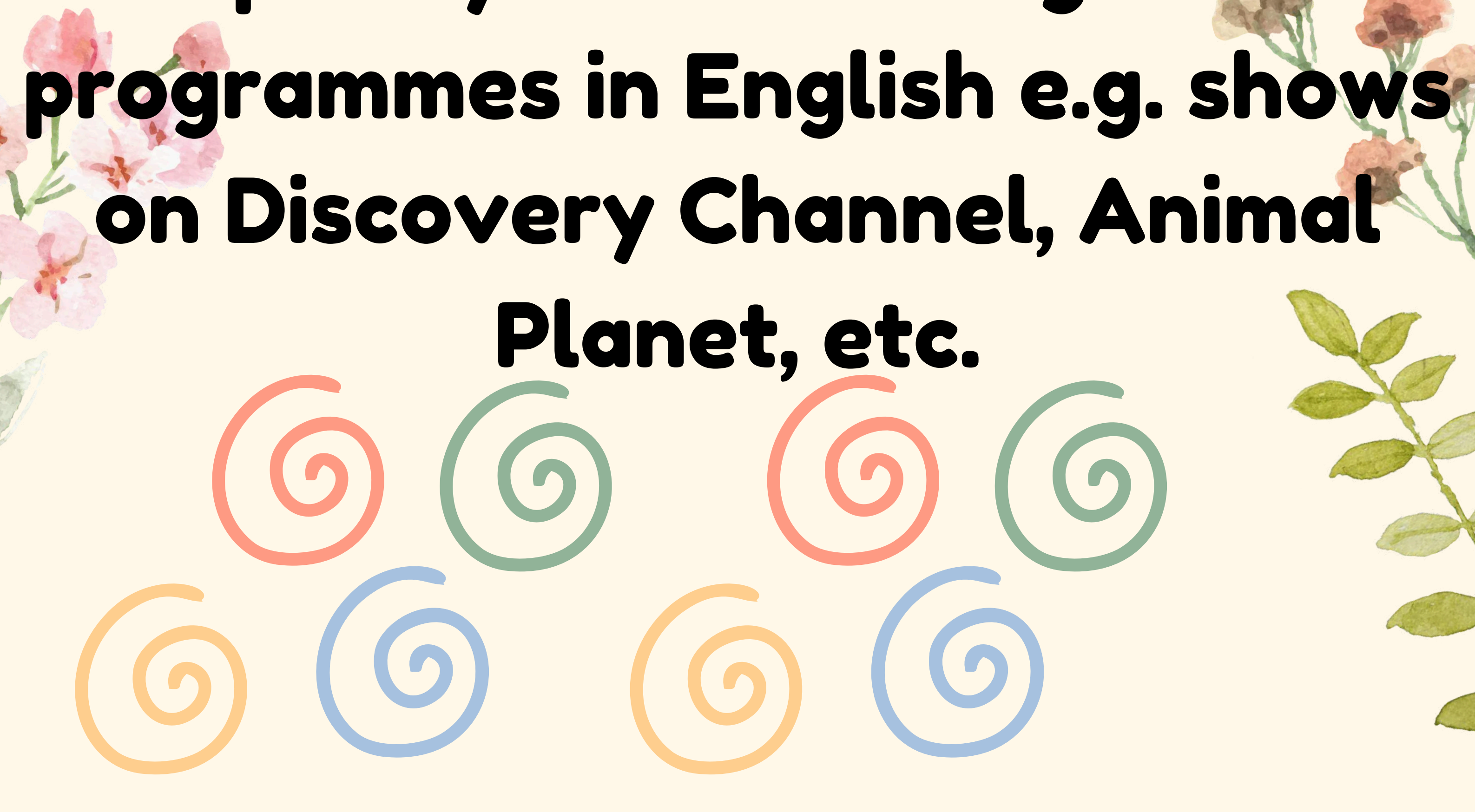
e.g. please give me water, may I help you, can I play, etc.





Share what you are planning to do, how you feel about the weather, the places you would like to visit etc and develop your child's communication skills by conversing with him / her in English.

2. Expose your ward to good T.V. programmes in English e.g. shows on Discovery Channel, Animal Planet, etc.






3. Narrate a bed time story everyday with focus on moral values.

4. Revise whatever has been done in the class from time to time.

5. Encourage your ward to draw and colour simple pictures with oil pastels , like boy, girl, house, sun, butterfly, flowers, etc.

6. Help your ward learn your mobile numbers and house address.

7. Make your ward independent in eating his/her food him /herself by giving positive motivation .





8. ACTIVITIES TO BE DONE IN THE SCRAP BOOK:

1. Let your ward cut different shapes with child friendly scissors like circle, square, triangle, rectangle, etc. Think of five different objects with these shapes and paste them in the scrap book.

2. Collect leaves from different plants and dry them. Paste them according to your creativity.



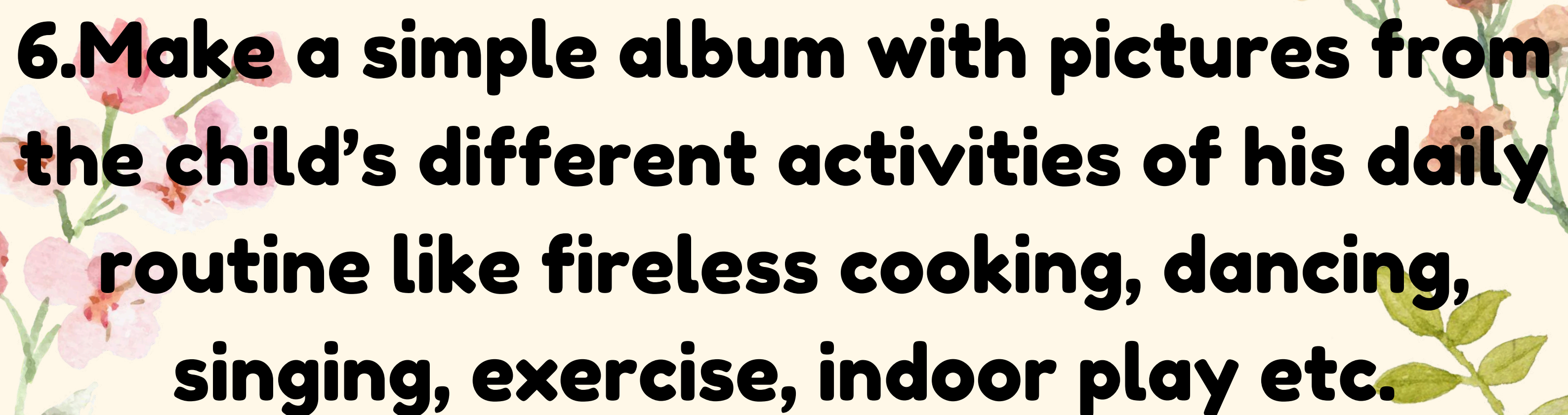


3. Collect pictures of three-lettered words of the vowel a , e.g. cat , bag , pan etc.

Paste at least ten such pictures and write their spellings in print letters only.

4. Do the reading of two-lettered words from your Hindi Reader regularly. Paste pictures of at least ten two-lettered words .

5. Write forward counting 1-20 twice a week.



6. Make a simple album with pictures from the child's different activities of his daily routine like fireless cooking, dancing, singing, exercise, indoor play etc.





**7. Draw a picture of your house .
Colour and decorate it. Paste
pictures of your family members in
it.**

**8. Paste pictures of five things each
that you see in the kitchen,
bathroom, bedroom and drawing
room.**

**9. Keep your ward engaged in a
constructive manner and enjoy the
holidays.**

**STAY HEALTHY, STAY SAFE!
HAPPY HOLIDAYS**

