

RAMJAS SCHOOL ANAND PARVAT NEW DELHI – 05  
CLASS II ( 2024-25 ) SUMMER HOLIDAYS HOMEWORK



**Dear Parents ,**

We wish you and your child a very happy summer holiday. It's time to enjoy and create a bond with family, friends, and relatives. To utilize this time in the most constructive way, we have prepared Holiday Homework for the students on the principle of “learning by doing” for their holistic development. Kindly ensure that the holiday homework is completed by the students under the guidance of the parents.

❖ **Physical Development:**

- ❖ Take your child with you for a morning or evening walk.
- ❖ Play different games like hide and seek, football, Ludo, chess, etc. with your child. This will encourage them to express themselves freely and will make them more responsible.

❖ **Language Development:** Encourage your child to converse in English.

- ❖ Let your child choose any one object from the surroundings every day and speak a few lines on it to develop their speaking skills. We are positive that the combined endeavours will bring about the desired all round development of your child.

# ENGLISH



**THE MORE YOU READ,  
THE MORE YOU WILL KNOW  
THE MORE YOU WILL LEARN AND GROW .**

**Q1 Read the prescribed reading stories as per roll no. and answer the questions.**

**R.no 1- 10 - Little Red Riding Hood**

**R. no 11- 20 - The Honest Woodcutter**

**R.no 21- 30- The Hare and The Tortoise**

**R.no 31 – 40 - The Lazy Donkey**

1. Name of the story. \_\_\_\_\_
2. I liked the story because \_\_\_\_\_
3. The moral of the story is \_\_\_\_\_
4. My favourite character of the story \_\_\_\_\_
5. Write five common and proper nouns from the story.

COMMON NOUNS	PROPER NOUNS
1	
2	
3	
4	
5	

- ❖ Do the above worksheet on A4 coloured sheet . Draw the favourite character from the story on A4 sheet and decorate it.
- ❖ Andaman and Nicobar Islands are famous for beaches and some tribes living in these island . Kindly make one female tribal dress using leaves, feathers etc



**Write few describing words for the dress created by you .**

# हिन्दी

## अण्डमान - वूड कबूतर

अण्डमान वूड कबूतर एक राज्य पक्षी है। जो केवल अण्डमान तथा निकोबार द्वीपसमूह में ही पाई जाती है। इस पक्षी का आकार घरेलू कबूतर जितना ही है, जिसकी लम्बी पूँछ होती है। इसके सिर सफेद और गले पर चेकबोर्ड प्रकार के रंग होते हैं। ऊपरी भाग स्लेट रंग के काले होते हैं और निचला भाग हल्के नीले तथा ऊपरी हिस्सा भूरे मेटालिक चमकदार हरे होते हैं और पीले किनारों वाले लाल रंग के चोंच होते हैं और इसके चमड़े जामुनी लाल रंग के होते हैं। यह पक्षी घने सदाबहार वन में रहती है।

प्र ऊपर दिए गए अनुच्छेद को पढ़कर उत्तर दो।

1 वूड कबूतर किस राज्य का पक्षी है ?

---

2 वूड कबूतर कहाँ रहती है ?

---

3 अनुच्छेद में आए शब्द के विलोम शब्द लिखिए।


• सफेद \_\_\_\_\_ लम्बी \_\_\_\_\_ निचला \_\_\_\_\_

4 वाक्य बनाओ।

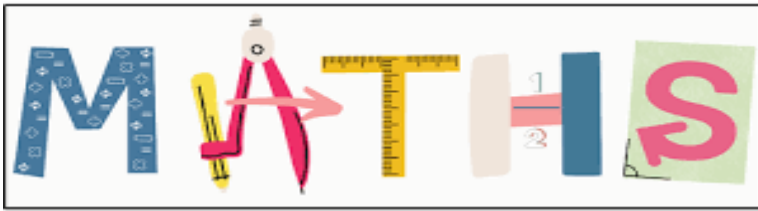
• पक्षी \_\_\_\_\_

• चमकदार \_\_\_\_\_

प्र 2 नीचे दिए गए वुड कबूतर के चित्र को पेंसिल के छिलको से सजाकर भरो।



- हिंदी का कार्य A4 रंगीन शीट पर करें ।



**ANDAMAN AND NICOBAR ISLANDS** are famous for beaches, and scenic beauty . Let's create a beach scene using different geometrical shape from coloured sheets on a A3 Sheet .

**See Pictures for reference.**



**Do the below work in a separate maths notebook.**

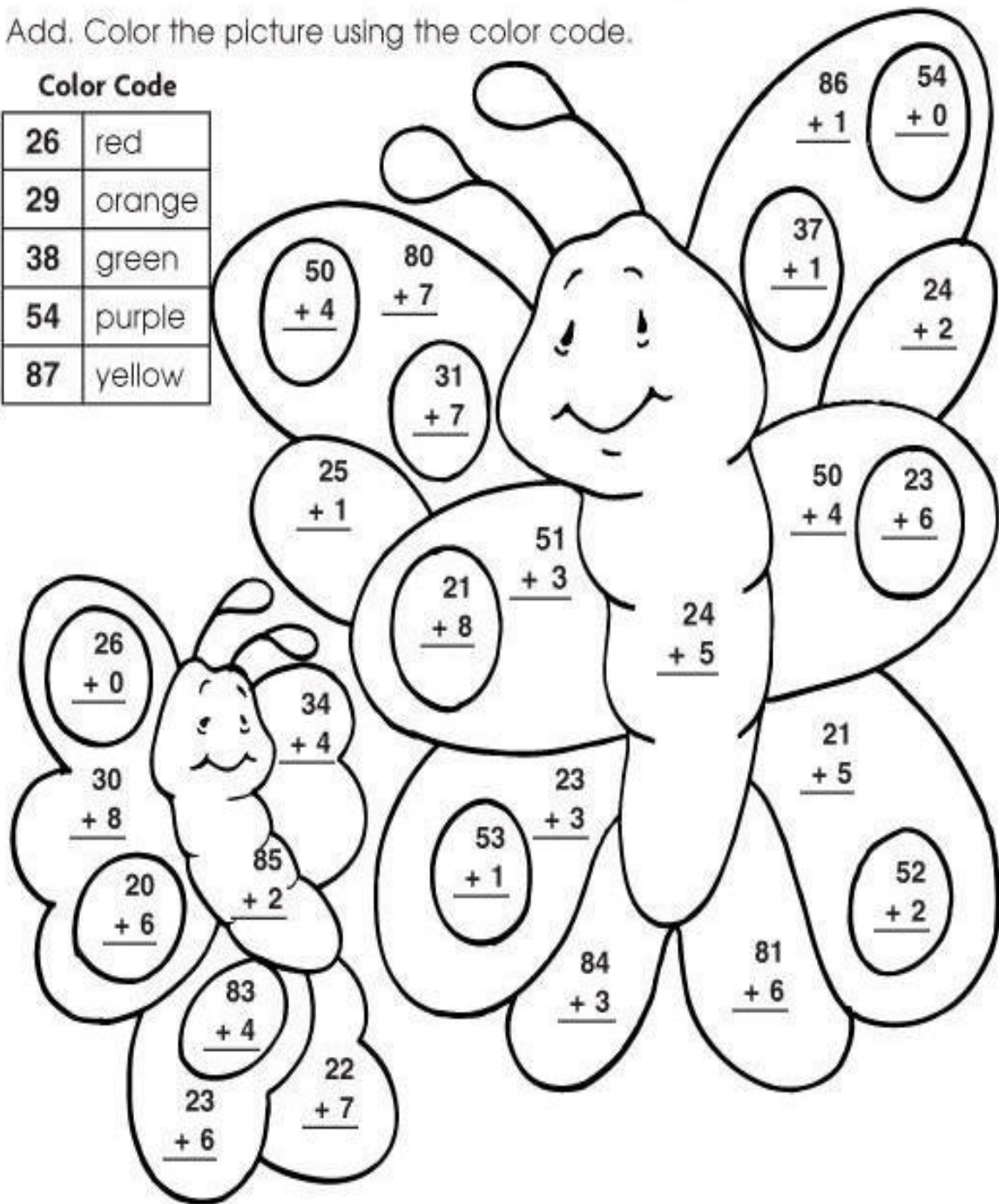
- Learn and write tables from 2 to 10 .
- Practise addition sums done till date daily.
- Write Number name from 501 to 1000 .

# Beautiful Butterflies

Add. Color the picture using the color code.

## Color Code

26	red
29	orange
38	green
54	purple
87	yellow



Most adult butterflies live for about  $\frac{11}{+3}$  days.

- Take a printout of the sheet colour it accordingly and paste it in the separate notebook created for holidays homework.



## KAYAKS

The sooner you paddle, the better you explore. Kayaking is one such experience that can give you the much-needed thrill and make your holiday one-of-its-kind. Andamans is a prominent destination for water sports . A kayak is a canoe like boat which is low-to-the-water . This is a water activity that could accommodate maximum six people in a Kayak and is ideal for travellers who come for group vacations with family & friends. It is a very close encounter with the oceanic waves while sailing through the sea and see how the blue sky above you & blue water under looks together.

So. Let's make a kayak using ice cream sticks . See the picture for reference. Use Colourful stick and decorate it using seashells mirrors etc.





**Make a pistachio/ sea- shells craft according to your roll no.**

**Roll no. 1 to 20- Photo frame**

**Roll no. 21 onwards – Jewellery box**

**NOTE Picture for your reference is given.**

