



# SUMMER VACATIONS HOLIDAYS HOMEWORK



CLASS I | SESSION 2021-22

# Holiday Homework Guidelines

Dear Parents

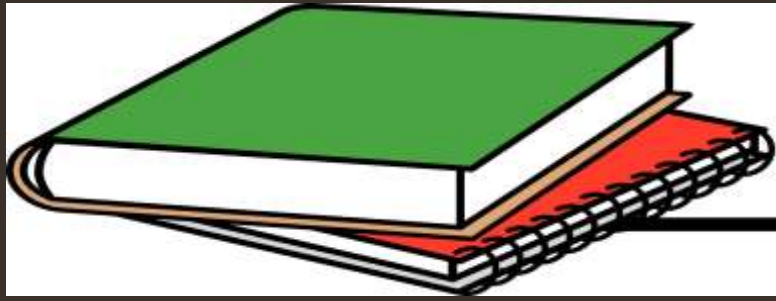
Summer holidays are round the corner and as always they spell fun and frolic. The current lockdown situation and the new modality of online classes have been challenging for students too. Hence, we hope they have a relaxing summer break. While fun is intrinsic to their age, constructive activities and fruitful occupation of their time is of vital importance. It paves the way towards a bright future and progressive learning of the child.

Please keep the following pointers in mind-

- ▶ Free play time should alternate with structured games – this cultivates sportsmanship.
- ▶ To bring in system and discipline in child's life, assign a permanent workplace and work time.
- ▶ To develop their language skills, encourage them to read interesting story books everyday.
- ▶ Inculcate good manners, healthy habits and respect for elders.
- ▶ Ensure that homework is original and in child's own handwriting.
- ▶ Kindly note that holiday homework will be assessed by the teachers.
- ▶ We have tried our best to make the work enjoyable, keeping in mind the interest of the child.
- ▶ Kindly encourage your child to learn all lessons done till date.

## General Instructions

- ▶ Parents are requested to encourage their ward to do their homework independently.
- ▶ Parents can extend guidance to their children, if needed.
- ▶ Creativity and originality of the work will be appreciated.
- ▶ Homework should be done neatly on separate sheets, preferably A-4 size.
- ▶ Read the instructions given for each subject carefully.



# English

- Activity 1 : Make a wall hanging showing all the 5 vowels and pictures related to it .

You can refer to the image.



# Activity 2 : Make a beautiful collage on A3 size sheet pasting 1 picture with each alphabet a to z

- 1 Do page no. 1 – 21 in English cursive handwriting book.
- 2 Revise the work done in class till date.
- 3 Learn the spellings of new words of L- 1 Tuki's pot of alphabets
- 4 Do reading daily .





# हिंदी



- रचनात्मक कार्य
- 10 दो अक्षर वाले, तीन अक्षर वाले और चार अक्षर वाले शब्द कॉपी में लिखो।
- अपने नाम के अक्षरों से चित्र व शब्द बनाएँ (एक छोटी रंगीन किताब बनाएँ)
- लिखित
- वर्णमाला क से ज्ञ का अभ्यास 10 बार करें।
- अ कि ध्वनि और अ के शब्द की श्रुतलेख ले (सप्ताह में एक बार)
- मेरा परिचय पर पांच पंक्तियाँ लिखे।

## हिन्दी

अमन काम झटपट कर। टब भर कर रख। अब यह कलश पकड़। बहस मत कर। टमटम पर चढ़कर पनघट चल। कलश भर कर घर चल। नटखट मत बन। डमडम मत कर। गरदन मत झटक। छत पर चल कर कसरत कर। अब शरबत चख। मनन अचकन पहन। बरगद पर मत चढ़। यह कमल पकड़। बतख मत पकड़।

- वर्णों को जोड़कर ऊपर दिए गए वाक्यों को पढ़िए व इनमें से दो, तीन व चार अक्षर के शब्द अलग करके लिखिए –

दो अक्षर के शब्द

---

---

---

---

तीन अक्षर के शब्द

---

---

---

---

चार अक्षर के शब्द

---

---

---

---

- नीचे दिए गए चित्रों को देखकर उनके नाम लिखें—



---



---



---



---



---

इस अभ्यास पत्रिका को करें।

# MATHS

- Activity 1: Make number and number name TWO caterpillars using coloured sheets. ( One from 1 to 10 and other from 11 to 20)  
( see picture for reference )



Revise forward Counting 1 to 100 and  
Backward Counting 100 to 1  
Learn Number Names 1 to 20



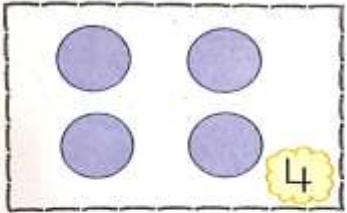
Activity 2: Using shape of any number of your choice make a character.



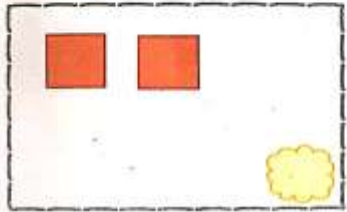
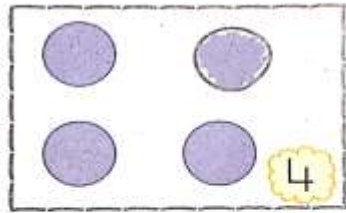
Use pictures for reference

# Complete the worksheets


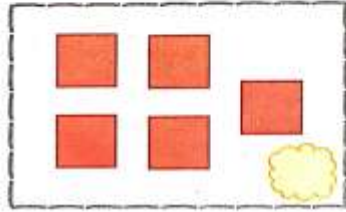
Make the collection equal.




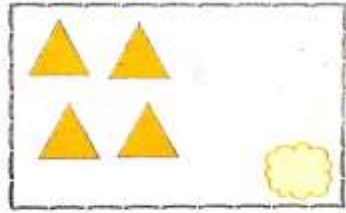
=




=



=



=



## Greater Than or Less Than?





Circle the bigger numbers

- a) 19 18      b) 14 17      c) 19 0
- d) 7 11      e) 11 19      f) 12 10
- g) 13 12      h) 3 1      i) 19 20



Circle the smaller numbers

- j) 19 11      k) 12 16      l) 14 13
- m) 17 18      n) 10 9      o) 15 10
- p) 3 8      q) 19 20      r) 5 15



Write the following numbers in the circles, from the greatest to the smallest.

Greatest      12    5    18    20      Smallest

20      17    11    16

Note : You can take printout of these worksheets and solve or you can do it in your notebook in neat handwriting .

# Evs

- **ACTIVITY 1** Make a family tree and paste pictures of your family members.
- How to make a Family Tree-
  - • Take a small, old bowl and fill it with mud.
  - • Now fix a twig or a branch of tree on it.
  - • Cut out leaves of different coloured A4 sheets.
  - • Paste pictures of your family members on these leaves.
  - • You can paste 2-3 pictures of different birds as well.



**ACTIVITY 2** Plant a seedling in a small pot/container/bottle. Give it a name, for example- Jelly, bubbly....or whatever you like to. Water it every day and do not forget to keep it in the sunlight. Watch it grow. Decorate your container with small mirrors, beads etc.




3. Collect pictures of the different things we use to keep ourselves fit and clean. Paste them in your Evs notebook .





## CROSSWORD

Complete the crossword below.



### Across

2. We help you to hear.
5. I help you to clean your body.
6. We help you to walk.
8. We help you to clean your teeth.
9. We help you to jump.
10. I help you to taste.
11. We help you to hold things.

### Down

1. I help you to see.
3. I help you to clean your hair.
4. I help you to trim your nails.
7. I help you to smell.
8. I help you to chew food.
12. I help you to feel.

Solve the crossword



**ART:** Make a 3D Aquarium using any waste cardboard box and waste material available with you .



- **Computer** Collect the pictures of different parts of the computer system and paste it in A3 size sheet.



Designed by **Vecteezy**