



Holiday Homework





RAMJAS SCHOOL- ANAND PARVAT SESSION: 2021-22

Holiday Homework Guidelines

Class V

Dear Parents,

Summer holidays are round the corner and as always they spell fun and frolic. The current lockdown situation and the new modality of online classes have been challenging for students too. Hence, we hope they have a relaxing summer break. While fun is intrinsic to their age, constructive activities and fruitful occupation of their time is of vital importance. It paves the way towards a bright future and progressive learning of the child.

Please keep the following pointers in mind

- ❖ Free play time should alternate with structured games, this cultivates sportsmanship.
- ❖ To bring in system & discipline in child's life, assign a permanent workplace & work time
- ❖ To develop their language skills, encourage them to read interesting story books every day.
- ❖ Inculcate good manners, healthy habits and respect for elders.
- ❖ Ensure that homework is original and in children own handwriting. Kindly note that holiday homework will be assessed by the teachers.

GENERAL INSTRUCTIONS

Please keep the following pointers in mind

- ❖ Parents are requested to encourage their ward to do their homework independently.
- ❖ Parents can extend guidance to their children, if needed.
- ❖ Creativity and Originality of the work will be appreciated.
- ❖ Homework should be done neatly as instructed by the subject teachers.
- ❖ Read the instructions given for each subject carefully.



ENGLISH

Canopy Book Term 1

- Reading :-
 - Lesson 1 (The Missing Bat)
 - Lesson 2 (The Land of the Little People)
- Learning :-
 - Difficult Words of Lesson 1 & 2
 - All the work done till date in your English Notebook

Famous Fables 5

- Reading :-
 - Lesson 1 (Aladdin and the Wonderful Lamp)
 - Lesson 2 (The Magician's Revenge)

Activity: - Both the following given ACTIVITIES (2) to be done only in your new ENGLISH ASSIGNMENT (BLUE) NOTEBOOK.

ACTIVITY 1A

Write any five MANDATORY COVID GUIDELINES to be followed along with pictures for reference.

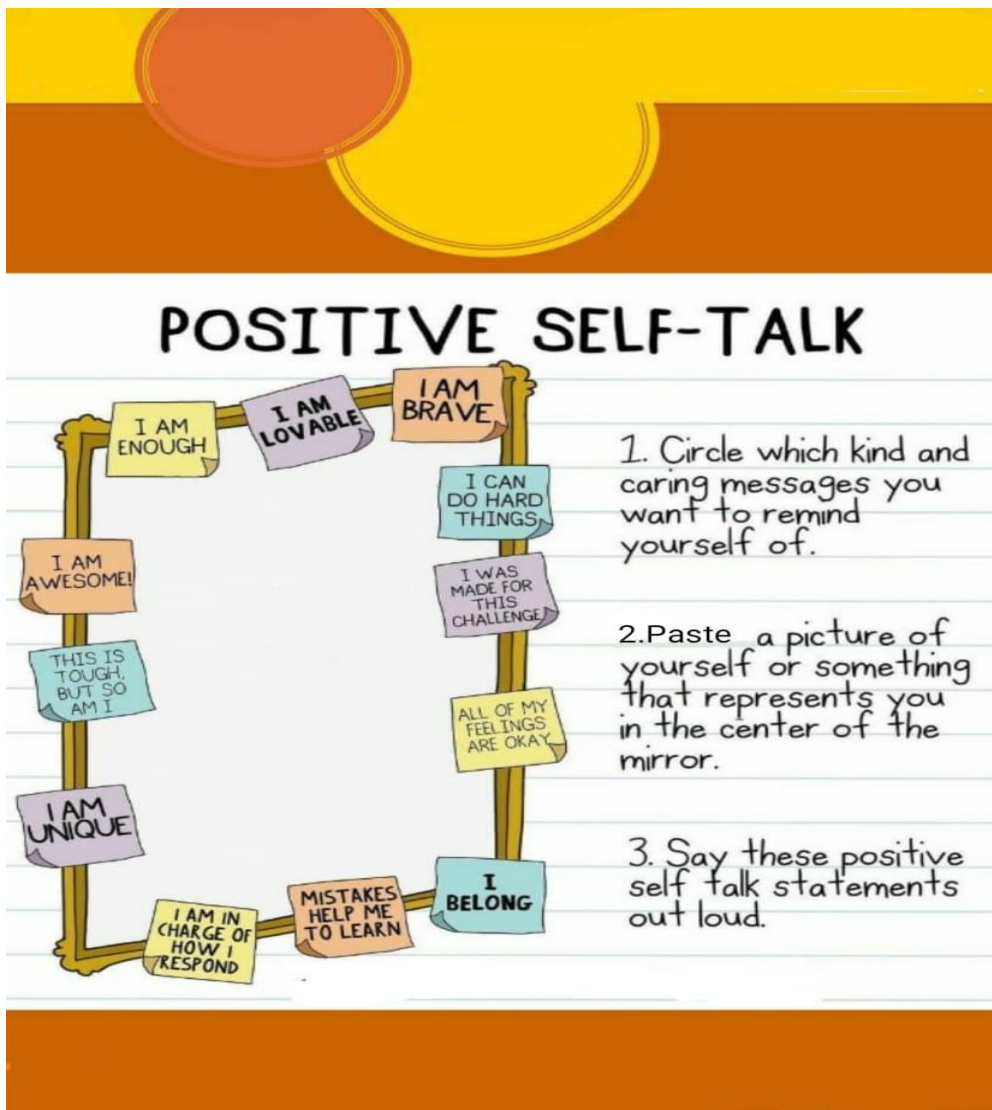
(You can draw or paste pictures)

ACTIVITY 1B

Also design a CREATIVE FACE MASK for your self.

ACTIVITY 2

For the following ACTIVITY you can draw or paste the printout and complete it as instructed.



POSITIVE SELF-TALK

I AM ENOUGH
I AM LOVABLE
I AM BRAVE
I CAN DO HARD THINGS
I WAS MADE FOR THIS CHALLENGE
I AM AWESOME!
THIS IS TOUGH, BUT SO AM I
ALL OF MY FEELINGS ARE OKAY
I AM UNIQUE
I AM IN CHARGE OF HOW I RESPOND
MISTAKES HELP ME TO LEARN
I BELONG

1. Circle which kind and caring messages you want to remind yourself of.
2. Paste a picture of yourself or something that represents you in the center of the mirror.
3. Say these positive self talk statements out loud.

हिंदी

1- अपनी पाठ्य पुस्तक मौली से पाठ 3 पढ़िए और दिए गए प्रश्नों के उत्तर ढूंढिए प्रत्येक प्रश्न के उत्तर के साथ उससे संबंधित वाद्य यंत्र का चित्र भी बनाइए।

क) फूंक से बजाए जाने वाले वाद्य यंत्र कौन-कौन से हैं ?

ख) भारत का राष्ट्रीय वाद्य यंत्र कौन सा है ?

ग) संतूर का भारतीय नाम क्या है ?

घ) जाकिर हुसैन कौन सा वाद्य यंत्र बजाते हैं ?

2) आपने हाल ही में कोई वाद्य यंत्र सीखना शुरू किया है अपने मित्र को पत्र लिखकर उसके बारे में बताओ।

उपरोक्त दोनों गतिविधियां अपने हिंदी नोटबुक में करिए।

3-विद्यालय पत्रिका के लिए एक स्वरचित कविता या ज्ञानवर्धक लेख (ए4 शीट पर) लिखें।


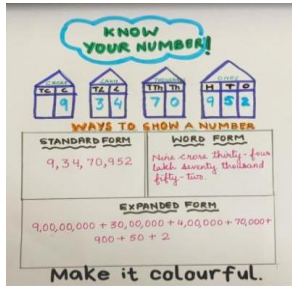
4-प्रथम इकाई का कराया गया समस्त कार्य परीक्षा के लिए याद करें।

MATHS

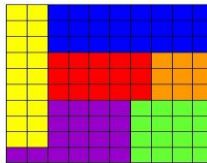
ACTIVITY 1a: Make Placards showing different ways to write a number for the following numbers.

- A. 714823825 (Indian Place Value System)
- B. 63841624 (Indian Place Value System)
- C. 836789589 (International Place Value System)
- D. 920452471 (International Place Value System)

Refer these examples for making placard.



ACTIVITY 2: Observe the grid carefully and fill in the table .



<u>COLOUR</u>	<u>FRACTION</u>	<u>DECIMAL</u>	<u>AREA (sq cm)</u>	<u>PERIMETER(cm)</u>
YELLOW	18/100	0.18	18	22
LIGHT GREEN				
RED				
BLUE				
ORANGE				
PURPLE				



SCIENCE

GENERAL INSTRUCTIONS

- * Do the following work (MENU CARD) on A-4 size sheet.
 - * Keep all the sheets/ papers in a well decorated folder (paste or draw pictures related to the topic on the folder)
 - * Avoid using coloured tape, glitter or stickers. Only use waste materials / materials available at home.)
- 1) Make a MENU CARD (one each for breakfast, lunch and dinner) for your age group. Mention the name of food items and specify the nutrients present in each. Each meal should have balanced diet.
 - 2) Make a PPT on any one of the following topics (not more than ten slides)
 - a) Preservation of nutrients in the food
 - b) Spread and prevention of Infectious Diseases.

Social Studies

GENERAL INSTRUCTION:

- Do all the given work on loose A-4 size sheets.
- Draw or paste the pictures related to the topic.
- Make a folder and put all the sheets together.
- Learn and revise all the work of PA-1 and also learn all the difficult spelling.

1. Write any interesting five facts on any one ocean and any one continent



2. Make a project on the topic according to your roll number:

Roll Number 1-13: Land Transport



Roll Number 14-26: Air Transport




Roll Number 27 onwards: Water Transport



3. Make a project on the topic according to your roll number:

Roll Number 1-22: Individual Communication



Roll Number 23 onwards: Mass Communication



Computer

Social media platforms have become an indispensable part of our lives. Not only do they enhance our interaction, they now make an immense difference to how we learn, inform and network. This brings with itself both advantages and disadvantages.

Prepare a presentation or video highlighting the role of social media platforms in our lives, highlighting both its advantages and disadvantages. Try to keep it concise and to-the-point.

ART

Make a 3D kettle set using newspaper paper quilling with 4 cups
1 kettle and 1 tray.

For reference ↓

