








Holiday Homework



**HOLIDAY
HOMEWORK**



CLASS II



RAMJAS SCHOOL- ANAND PARVAT

SESSION: 2021-22

Holiday Homework Guidelines

Dear Parents

Summer holidays are round the corner and as always they spell fun and frolic. The current lockdown situation and the new modality of online classes have been challenging for students too. Hence, we hope they have a relaxing summer break. While fun is intrinsic to their age, constructive activities and fruitful occupation of their time is of vital importance. It paves the way towards a bright future and progressive learning of the child.

Please keep the following pointers in mind-

Free play time should alternate with structured games — this cultivates sportsmanship.

To bring in system and discipline in child's life, assign a permanent workplace and work time.

To develop their language skills, encourage them to read interesting story books everyday.

Inculcate good manners, healthy habits and respect for elders.

Ensure that homework is original and in child's own handwriting.

Kindly note that holiday homework will be assessed by the teachers.

RAMJAS SCHOOL- ANAND PARVAT
SESSION: 2020-21

Holiday Homework Guidelines

We have tried our best to make the work enjoyable, keeping in mind the interest of the child.

Kindly encourage your child to learn all lessons done till date.

GENERAL INSTRUCTIONS

- Parents are requested to encourage their ward to do their homework Independently.
- Parents can extend guidance to their children, if needed.
- Creativity and Originality of the work will be appreciated.
- Homework should be done neatly on separate sheets, preferably A – 4 size.
- Read the instructions given for each subject carefully.
- Students of Class I and II to compile and put the holiday homework of all subjects in one folder.
- Students of class 3,4 and 5 to put their holiday homework in separate homemade folders for each subject.



Important points to be noted

- MAKE A SEPARATE NOTEBOOK TO DO THE HOLIDAY HOMEWORK AND ASSIGNMENT WORK IN THAT. YOU CAN TAKE PRINT OUT AND PASTE OR DRAW THE PICTURES GIVEN TO YOU
- NOTE : USE ONLY PENCIL COLOURS TO AVOID SMUDGING OF COLOURS.
- COMPLETE THE PENDING WORK
- LEARN THE WORK TILL DATE.

- ❖ LESSON 1 THE GREEDY TRAVELLER
- ❖ LESSON 2 THE MARKET (POEM)

ENGLISH HOLIDAY HOMEWORK CLASS II

- Q-1. Make a Pictionary of your own name just like below example and draw OR paste a picture of that particular letter and also make sentences using the selected picture.

PICTIONARY EXAMPLE

Name Used : SUMEDHA

LETTER

PICTURE FROM THAT
LETTER

USE IN A SENTENCE:

S



The sun gives us heat.

U



We use umbrella in rains.

M



I love to eat mangoes.

E



Hen gives us eggs.

D



Lion lives in a den.

H



I like to wear hats.


A



Apple is red in colour.


ENGLISH HOLIDAY HOMEWORK CLASS II

Q.2. Draw the above picture or take the print out and make at least five word families by following the below example.





- १) घर पर रखी पुरानी मैगज़ीन या अख़बार में से चित्र ढूंढिए, जैसे सूरज, पक्षी - पशु, झूले, बच्चे, बादल, पौधे, पेड़, तितलियाँ, आदि। इन चित्रों को काट कर A -4 शीट पर चिपकाएं व् बगीचे का कोलाज तैयार कीजिये। चिपकाये गए चित्रों क नाम लिखकर बगीचे पर कुछ पंक्तियाँ लिखिए।
- १) कोरोना वायरस से बचाव पर पांच पंक्तियाँ लिखिए और बचाव के तरीकों के चित्र भी चिपकाएं।
यह कार्य A -4 साइज शीट पर करिये।
३. नीचे दिए गए शब्दों को वाक्य में प्रयोग करो। यह कार्य अपनी स्कूल की कार्य पुस्तिका में करें।
पूर्व, गगन, सुन्दर, तीखी, दोस्त, खुश, प्यार, अचानक
४. अपनी सुलेख पुस्तिका प्रयास (हिंदी सुलेख) के पृष्ठ संख्या ३ से १२ तक सुन्दर लिखाई में पूरा करो।
५. कक्षा में करवाए गए कार्य की पुनर्वावृत्ति करो।



SUBJECT- MATHEMATICS

1. Complete the given sheet. You can take a printout or you can copy it in a A4 size coloured sheet.

MATH ABOUT ME

I am ____ years old

My birthday is on:

___ / ___ / ___

___ + ___ = ___

___ + ___ = ___

___ - ___ = ___

___ - ___ = ___

My favorite number is ____.

Me

My First Name

My Last Name

I have ____ letters in my first name.

I have ____ letters in my last name.

There are ____ people living in my house.

I have lost ____ teeth so far.

____ girls
____ boys

I have ____ pets at home.

___ + ___ = ___

I wake up at ____:____.

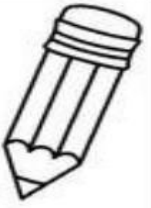
I go to sleep at ____:____.

I am excited about ____ grade. I am in room ____.
The year is ____.

2. Complete the given sheet. You can take a printout or you can copy it in a A-4 size coloured sheet.

Name: _____

Expanded Form



Directions: Fill in the chart below to show how many hundreds, tens and ones. The first one has been done for you.


Hundreds Tens Ones					
234	200	+	30	+	4
513					
673					
947					
682					
870					
701					
457					
198					
355					

©Annie Moffatt @



3. Learn tables from 2 to 10. Make pictorial representation of multiplication tables of 4, 6 and 9

See the picture for reference.




4. Practice 20 sums of 2 digit addition and subtraction each in a separate notebook.

Refer to page numbers 92, 97, 102, 107 from your book.

EVS HOLIDAYS HOMEWORK

Activity 1 Make 5 protective food using bubble Wrap and water colours on A3 or A4 sheet . Use picture for reference



Note Revise:
Lesson 1 Our food

Read Lesson 2
Staying Healthy

Activity 2 : Make your food face plate. Click the picture of it for attaching it in your Holiday Homework. Use picture for reference.



On A4 sheet write food items you have used and classify them as energy giving , body- building and protective food.

Computer



Holiday Homework

Collect pictures of different parts of the computer from newspaper, magazines and paste them on A3 size sheet.



Make a 3D Dream Catcher using waste material available.

PAPER PLATE DREAMCATCHER PROJECT



Have a great



VaCaTion!

**STAY SAFE AND
HAPPY**