

RAMJAS SCHOOL ANAND PARBAT NEW DELHI-110005

CLASS – VII

SUMMER HOLIDAY HOMEWORK (2021-22)

ENGLISH :

WRITING

1. Illustrate idioms (with colourful pictures) on a chart paper.
For this, you can pick different fruit idioms, animal idioms etc.

OR

Picture Composition: Select any three pictures and paste them in your notebook and compose a story.

Use a chart paper for this activity.

READING

2. Read the following story-
'Thank you, M'am' by Langston Hughes
Note: The PDF of the story will be shared.

LISTENING

3. Listen to the following stories on YouTube-
(a) The Last Leaf
(b) Four Brothers
(c) The Necklace

SPEAKING

Students will be asked to present the review of all the above mentioned stories after the vacation.

Note: Please note that this work is compulsory for everyone to submit as marks will be counted in SE.

Submission due date- 05 June 2021

HINDI :

1 महाभारत सार पुस्तक पढ़िए और उसमें से कुरुवंश वृक्ष बनाइए।

2 'मजहब नहीं सिखाता आपस में बैर रखना' पाठ हींगवाला के आधार पर खान ने किस प्रकार ऊपर दिए गए कथन को सिद्ध किया। इसका वर्णन एक अनुच्छेद में लगभग 70-80 शब्दों में कीजिए।

3 देश भक्ति से संबंधित चार पांच कविताएं नेट पर देखिए और चित्र बनाकर पुस्तिका में लिखिए।

4 पाठ्यपुस्तक सुनहरी धूप के पाठ 1 और 2 याद कीजिए।

5 मुहावरे 1 से 20, विलोम 1 से 20, पर्यायवाची 1 से 20, और वाक्यांशों के लिए एक शब्द 1 से 20 याद कीजिए।

SCIENCE :

1. Make a card using turmeric solution and soap solution. Refer to page no 52 of NCERT textbook of science class 7.
2. Collect 10 different types of leaves. Allow them to dry and paste them on A4 size sheets. Write name of the leaf also.
3. Complete the assignments of the topics completed.
4. Revise all the topics completed during online classes.

SOCIAL SCIENCE :

I.) Complete the following question-answers in your history fair notebook:

- Q1. Who founded the city of Jodhpur and built the Mehrangarh Fort there?
- Q2. The greatest ruler of Mewar was?
- Q3. The Bahmani Kingdom was divided into many provinces called?
- Q4. Who was the wazir of the Bahmani king, Muhammad Shah III?
- Q5. Who was called 'Akbar of Kashmir'?
- Q6. India's temple architecture is dominated broadly by two architectural styles. Name them.
- Q7. Name the ruler who built the Quwwat-ul-Islam Mosque in Delhi and the Adhai Din Ka Jhonpra, a mosque in Ajmer.
- Q8. Who introduced garden palaces in India?
- Q9. Who is often called the Engineer King as he built a large number of monuments, especially at Agra and Delhi?
- Q10. Under which ruler Architectural innovations were stopped?

Refer to chapter-4 (History) The Regional Kingdoms-2 and Chapter-6 (History) Monumental Architecture to find the answers.

II.) Make a Slogan on the topic “Democracy”.

To be done on a A4 size sheet. It should be neat, creative and colourful.

Refer to chapter-2 (Social and Political Life) Pillars of Democracy.

SANSKRIT :

विषय--संस्कृत

कक्षा--सप्तम्(2021-,22)

- 1.प्रार्थना -चार्ट अर्थ -सहित
(केवल सफेद चार्ट पर बनाएं)
नोट:---निम्नकार्य अपनी नोटबुक में लिखकर याद करें ।
- 2.शब्दरूपाणि:--पितृ, लता, नदी, अस्मद्, युष्मद्
(तत्, किम्, इदम् तीनों लिंगों में लिखकर याद करें)
- 3.धातु रूपाणि:--अस्, पठ्, भू
नम्, दृश्(लट्, लृट् एवं लङ् लकार में लिखकर याद करें ।
- 4.1 से 40 तक संस्कृत भाषा में गणना लिखिए ।

FRENCH :

WORKSHEET - 1

1. Donnez les sens : (Give the meanings)

Je - _____ Nous - _____
Tu - _____ Vous - _____
IL - _____ Ils - _____
Elle - _____ Elles - _____

2. Reliez les colonnes : (Match the columns)

SINGULIER	PLURIEL
i) Elle	Vous
ii) Il	Nous
iii) Tu	Elles
iv) Je	Ils

3. Choisissez le bon pronom sujet pour les images : (Chose the correct Subject Pronoun for the images)

I





SHE



4. Écrivez en français : (Write in French)

I		YOU (Informal)	
HE		It (Masculine)	
YOU (Formal)		They (Feminine)	
SHE		They (masculine)	
WE		It (Feminine)	

5. Complétez (Complete)



WORKSHEET – 2

1. Complétez la table du verbe << ÊTRE – TO BE >>

Je	suis	Nous	_____
Tu	_____	Vous	_____
Il	est	Ils	_____
Elle	est	Elles	sont

2. Complétez avec la bonne forme du verbe <<ÊTRE>> :

- a) Je _____ canadienne.
- b) Vous _____ étudiants.
- c) Nicolas _____ petit.
- d) Nous _____ indiens.
- e) Ils _____ grands.

3. Complétez la table du verbe <AVOIR – TO HAVE >>

J'	ai	Nous	_____
Tu	_____	Vous	_____
Il	_____	Ils	_____
Elle	a	Elles	ont

4. Complétez avec la bonne forme du verbe <<AVOIR>> :

- a) Tu _____ des avions.
- b) Nous _____ dix ans.
- c) Elle _____ un cousin.
- d) Vous _____ des cahiers.
- e) Ils _____ une école.

5. Complétez la table du verbe << ALLER – TO GO >>

Tu	_____	Vous	allons
Il	_____	Ils	_____

Elle

va

Elles

vont

6. Complétez avec la bonne forme du verbe <<ALLER>> :


- Manuel _____ au cinéma.
- Nous _____ à la piscine.
- Elles _____ au Canada.
- Vous _____ à l'école.
- Ils _____ au Gym.

Worksheet – 3

Q1. Conjuguez avec <<être>> ou <<avoir>>

- Nous _____ anglais.
- Paul _____ trois sœurs.
- Ils _____ 8 ans.
- Vous _____ professeur.
- Je _____ petite et belle.
- Amanda et Caroline _____ des belles robes.
- Tu _____ canadien mais elle _____ française.
- Elle _____ une bouteille.
- Vous _____ acteur.

Q2. Identifiez les actions :-



Q3. Conjuguez les verbes au présent :-

- J' _____ (écouter) du jazz.
- Elle _____ (parler) français et anglais.
- Rohan et Harsh _____ (jouer) au cricket.
- Mes amis _____ (regarder) la télé.
- J' _____ en Inde. (habiter)

6. Nous _____ (inviter) nos amis.
7. Vous _____ (visiter) Le Qutub Minar.

HANDS ON CRAFT ACTIVITY

Dear Friends,

France has a vast culture therefore to explore it well let's make a headgear based on any of the following theme:

- a) Monuments, Cheese & Wines
- b) Famous French Personalities



EXAMPLE OF HEADGEAR

MATHS :

1. Do solved examples of Chapter 1 and Chapter 2 from NCERT book.
2. Revise Chapter 1 and Chapter 2 from NCERT and Practice Book.
3. Make a magic square of 3 x 3 using integers and show that each row, column and diagonal have same sum.
4. Represent pictorially $2 \times \frac{1}{5} = \frac{2}{5}$ and $3 \times \frac{1}{3} = 1$ (Take help from exercise 2.2 Q2.)

5. Do activity to represent the product of decimal number on square sheet.

(i) 0.7×0.3

(ii) 0.5×0.5

To represent the products of decimal numbers such as (i) 0.7×0.3 (ii) 0.5×0.5 on a square sheet.

Learning Objective : To understand the multiplication of decimal numbers.

Pre-requisites : Knowledge of fractions.

Materials Required : Sketch pens, square paper, pencil and a ruler.

Procedure :

Step 1. Take a square sheet of paper.

Step 2. Divide this square into 10 equal parts by drawing horizontal lines as shown in Fig. 1(a). Each part represents $1/10 = 0.1$

Step 3. Shade 7 parts out of 10 so as to represent 0.7 as in fig.1(b)

Step 4. Now draw, 9 vertical lines on the same paper at equal distances such that each vertical




Fig 1(a)




Fig 2(b)

part represents $1/10$ or 0.1 as in Fig. 1(c).

5. Shade 3 vertical parts so as to represent 0.3 as shown in Fig. 1(d).

6. The double shaded portion represents the product 0.3×0.7 .




Fig 1(c)




Fig 1(d)

