

RAMJAS SCHOOL- ANAND PARVAT

SESSION: 2021-22

Holiday Homework Guidelines

Dear Parents

Summer holidays are round the corner and as always they spell fun and frolic. The current lockdown situation and the new modality of online classes have been challenging for students too. Hence, we hope they have a relaxing summer break. While fun is intrinsic to their age, constructive activities and fruitful occupation of their time is of vital importance. It paves the way towards a bright future and progressive learning of the child.

Please keep the following pointers in mind-

Free play time should alternate with structured games — this cultivates sportsmanship.

To bring in system and discipline in child's life, assign a permanent workplace and work time.

To develop their language skills, encourage them to read interesting story books everyday.

Inculcate good manners, healthy habits and respect for elders.

Ensure that homework is original and in child's own handwriting.

Kindly note that holiday homework will be assessed by the teachers.

The cover features a vibrant, cartoonish beach scene. At the top left, a smiling sun with sunglasses and a face is partially visible. The background is a bright blue sky with fluffy white clouds and several birds in flight. In the center, a white rectangular area contains the main title. On either side of this area are two palm trees with green fronds and coconuts. At the bottom, a red and white striped lifebuoy is on the left, and a large, detailed seashell is on the right. The entire scene is set against a sandy beach and blue waves.

**SUMMER
HOLIDAYS
HOMEWORK
FOLDER**

HOLIDAY HOMEWORK

CLASS IV

GENERAL INSTRUCTIONS-

- ✓ Parents are requested to encourage their wards to do their homework independently.
- ✓ Parents can extend guidance to their children , if needed.
- ✓ Creativity and originality of the work will be appreciated .
- ✓ Read the instructions given for each work carefully.
- ✓ The work will be evaluated for all the subjects on the following parameters.
 1. Idea and content
 2. Presentation
 3. Ability to answer the questions
 4. Innovativeness.
 5. Creativity.



ACTIVITY 1 Make a list of 10 compound words related to –

TOPIC 1 : KITCHEN

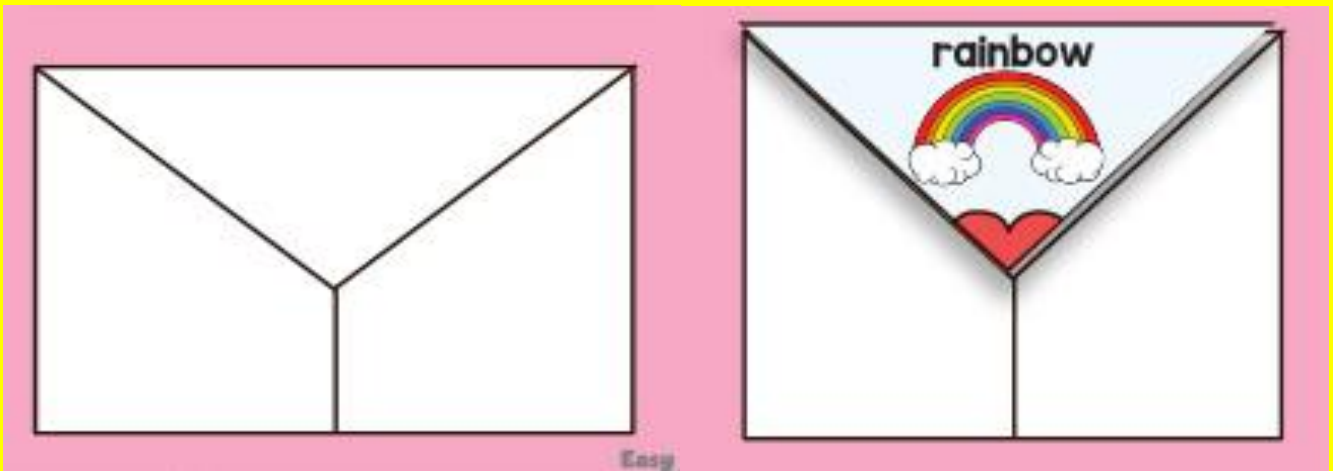
Eg-tabletop , pancake, oatmeal ,cupcake etc .

OR

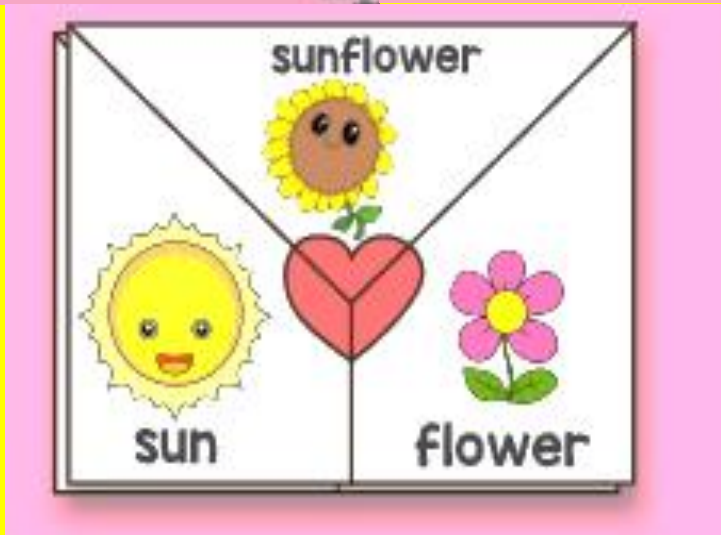
TOPIC 2: SUMMER SEASON

Eg- watermelon, sunglasses etc.

Choose **ANY 1 TOPIC** and write compound words related to that. Present them in this format.



Format →



You can paste or draw the pictures.

ACTIVITY 2

Possessive-Adjective and Pronoun

POSSESSIVES - Adjectives and Pronouns



Adjective
Pronoun

me
mine

your
yours

her
hers

his
his

our
ours

their
theirs

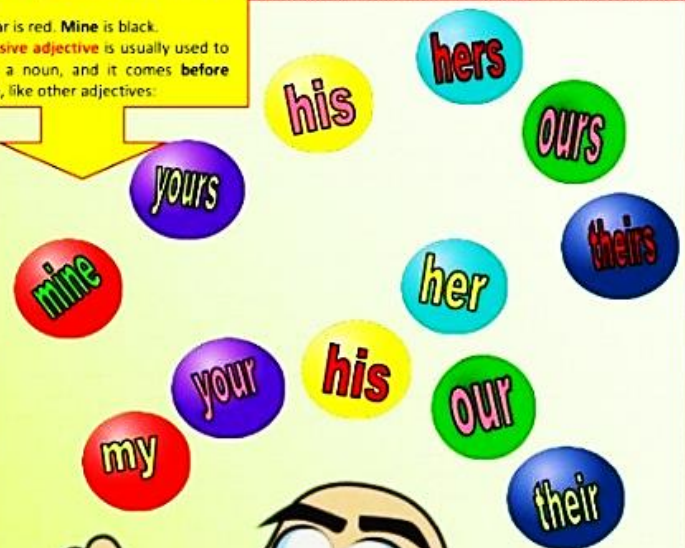
Adjective

It's **my** honey.
It's **your** honey.
It's **his** honey.
It's **her** honey.
It's **our** honey.
It's **their** honey.

Pronoun

It's **mine**
It's **yours**
It's **his**
It's **hers**
It's **ours**
It's **theirs**

A possessive pronoun is used instead of a noun:
Anna's car is red. **Mine** is black.
A possessive adjective is usually used to describe a noun, and it comes before the noun, like other adjectives:



Come along and let us play together.

1) Circle the correct possessive adjective or pronoun.

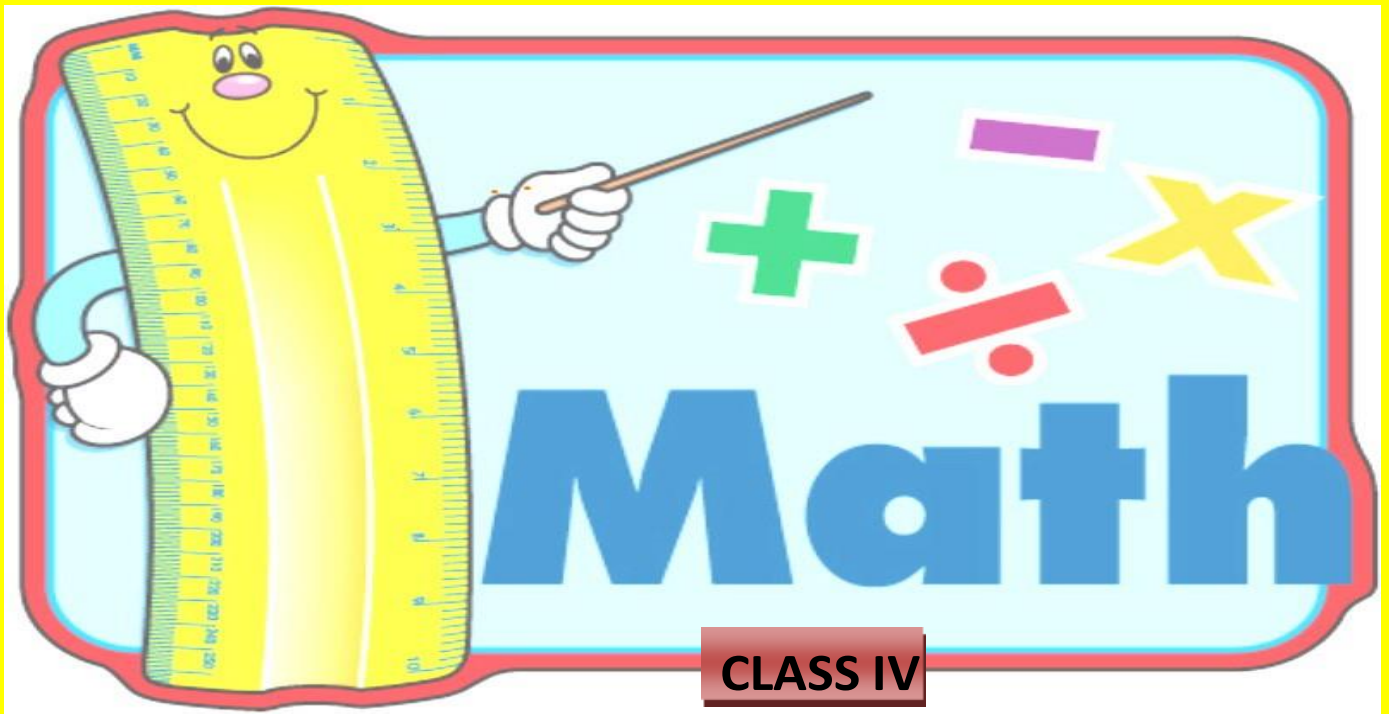
- That accident was **her/hers** fault and not **my/mine**.
- I can give you **my/mine** red pen if you give me **your/yours** blue one instead.
- Dish washers were invented to make **our/ours** life easier.
- Our/ours** car is a fast one, but it is not as comfortable as **their/theirs**, our neighbours.
- She pretends that the book is **her/hers**, but I know that it is **my/mine**.
- This is **my/mine** red dress and it is much nicer than **your/yours**.
- That is not **my/mine** umbrella. **My/mine** is red and **your/yours** is black and white.
- My/mine** house is much bigger than **your/yours** but **our/ours** garden is smaller.
- The neighbours have got three children but I don't know **their/theirs** names.
- Can I use **your/yours** phone? **My/mine** doesn't work.

- Complete the pending work done till date. Learn the work done .
- Do Activity 1 and Activity 2 in a separate notebook called ASSIGNMENT NOTEBOOK.
- For Activity 1, make or paste 2 compound words as illustrated in each page of your notebook.
Please remember not to use SKETCHPENS , GLITTERS and OILPASTEL COLOURS while making drawing as they spoil your notebook.
- For Activity 2, you are can either write or take the print of the sheet and answer the questions. While writing do remember to make a table of Adjective and Pronoun. Make your work creative and impressive. Happy Learning!!!

हिंदी



- 1-स्वामी विवेकानंद के कोई पांच प्रेरक कथनों को अलग-अलग कार्ड पर लिखिए।
- 2-आप अपने दादा दादी के लिए क्या-क्या करते हैं जिससे उनको और आपको खुशी मिलती है। (ए4 शीट पर करें।)
- 3-विद्यालय पत्रिका के लिए एक स्वरचित कविता या ज्ञानवर्धक लेख (ए4 शीट पर) लिखें।
- 4-प्रथम इकाई का कराया गया समस्त कार्य परीक्षा के लिए याद करें।



ACTIVITY 1: Make cards showing different ways to write a number for the following numbers.

a) 47, 08, 965

b) 16, 86, 27, 489

c) 3, 50, 85, 521

d) 5, 69, 28, 345

EXAMPLE

KNOW YOUR NUMBER!


<small>CRORE</small> TC C 9	<small>LAKH</small> TL L 34	<small>THOUSANDS</small> TTh Th 70	<small>ONES</small> HTO 952
-----------------------------------	-----------------------------------	--	-----------------------------------

WAYS TO SHOW A NUMBER

<p style="text-align: center;"><u>STANDARD FORM</u></p> <p style="text-align: center;">9,34,70,952</p>	<p style="text-align: center;"><u>WORD FORM</u></p> <p style="text-align: center;">Nine crore thirty-four lakh seventy thousand fifty-two.</p>
<p style="text-align: center;"><u>EXPANDED FORM</u></p> <p style="text-align: center;">$9,00,00,000 + 30,00,000 + 4,00,000 + 70,000 + 900 + 50 + 2$</p>	

Make it colourful.

ACTIVITY 2: Make pictorial representation of multiplication tables of 0, 4, 6, 7 and 9.



INNOVATIVE IDEAS WILL
BE MORE APPRECIATED!

***Practice 2 addition, 2 subtraction
and 2 multiplication sums daily .**

***Revise the work done till date.**

***Revise multiplication tables from
1 to 15.**

**SUBMIT ACTIVITY 1 AND
ACTIVITY 2 ON INTELICLASS
BEFORE THE DUE DATE.**



GENERAL INSTRUCTIONS

*Please do the following work on A-4 size sheet or any material available at home.

*Keep all the sheets/ papers in a well decorated folder (paste or draw pictures related to the topic on the folder)

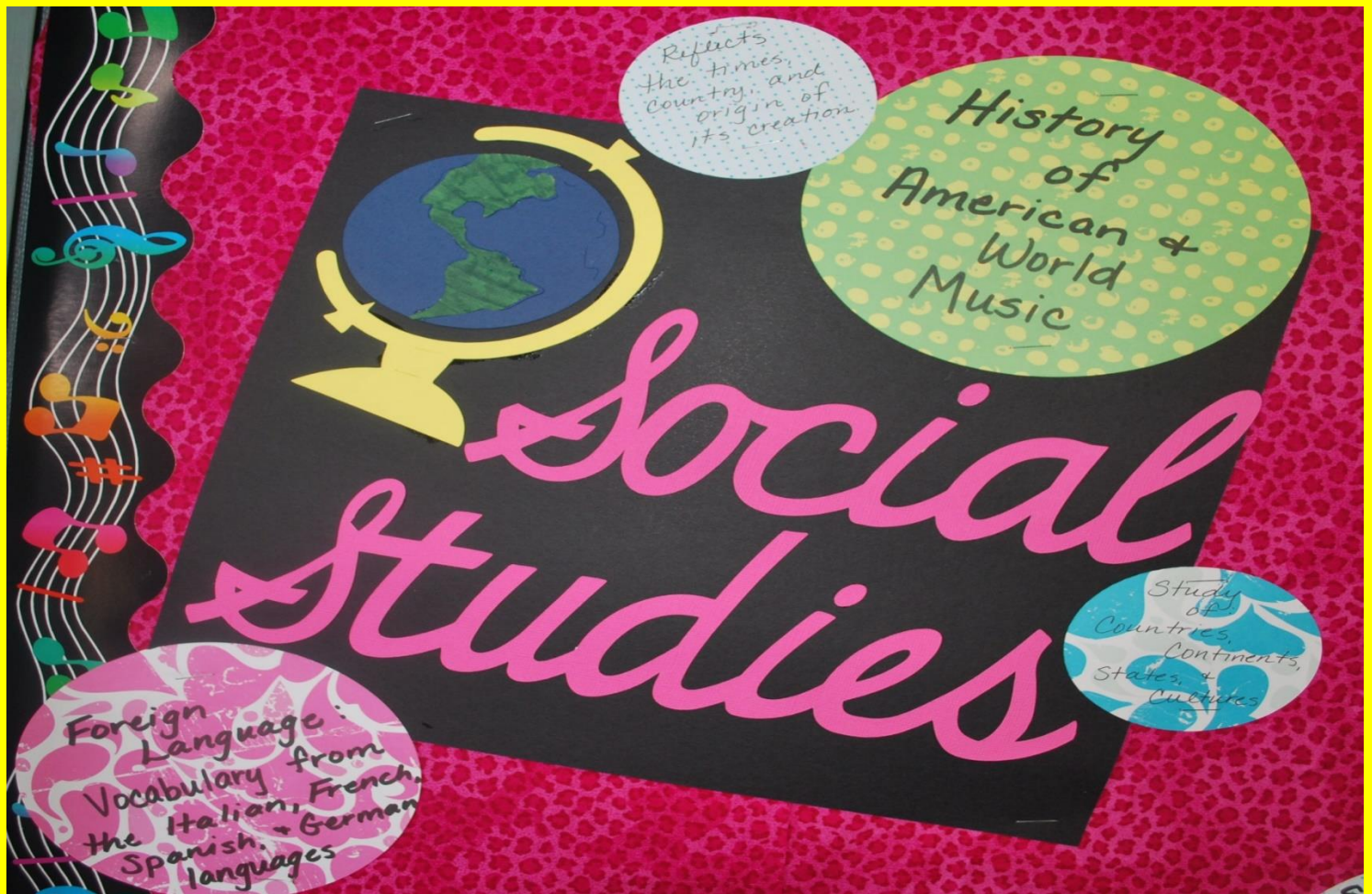
*Avoid using coloured tape, glitter or stickers. only use waste materials / materials available at home.)

1)) Make a Model of vegetarian/non-vegetarian thali depicting BALANCED DIET and mention the nutrients in each food item using thermocol, paper plate or old broken plates, bowls or any other waste materials lying at home. Label each food item and nutrient present in each.

2)) a) Find out the names of two minerals that our body needs. Draw, name and color the food items having these minerals.

b) Also draw, name and color three food items that contain roughage.

NOTE- Please do the above work on separate sheets.



GENERAL INSTRUCTIONS-

1. The Holidays home work must be done in a very neat and presentable manner. Questions must be done in the given sequence.
2. The child will be assessed for the presentation, neatness, completion of all the given questions and timely submission.
3. Compile all the project work in a folder of A4 size sheets and make attractive cover page for the folder.
4. Last but not least revise all the lessons as it will help you for future assessments.

Q1. Study a map of the world from your atlas and find out-



(Write the answers on A4 SIZE sheet with proper borders on each sheet)

1. Which are the countries that are larger than India?
2. Which are the groups of islands belonging to India?
3. Which are the neighboring countries of India?
4. Find out the largest ocean and the continent in the world.

Q2. MAP WORK-

(Paste maps separately on A4 with proper borders on each sheet)


MAP 1- On a political map of India mark the different states, their capitals and union territories.

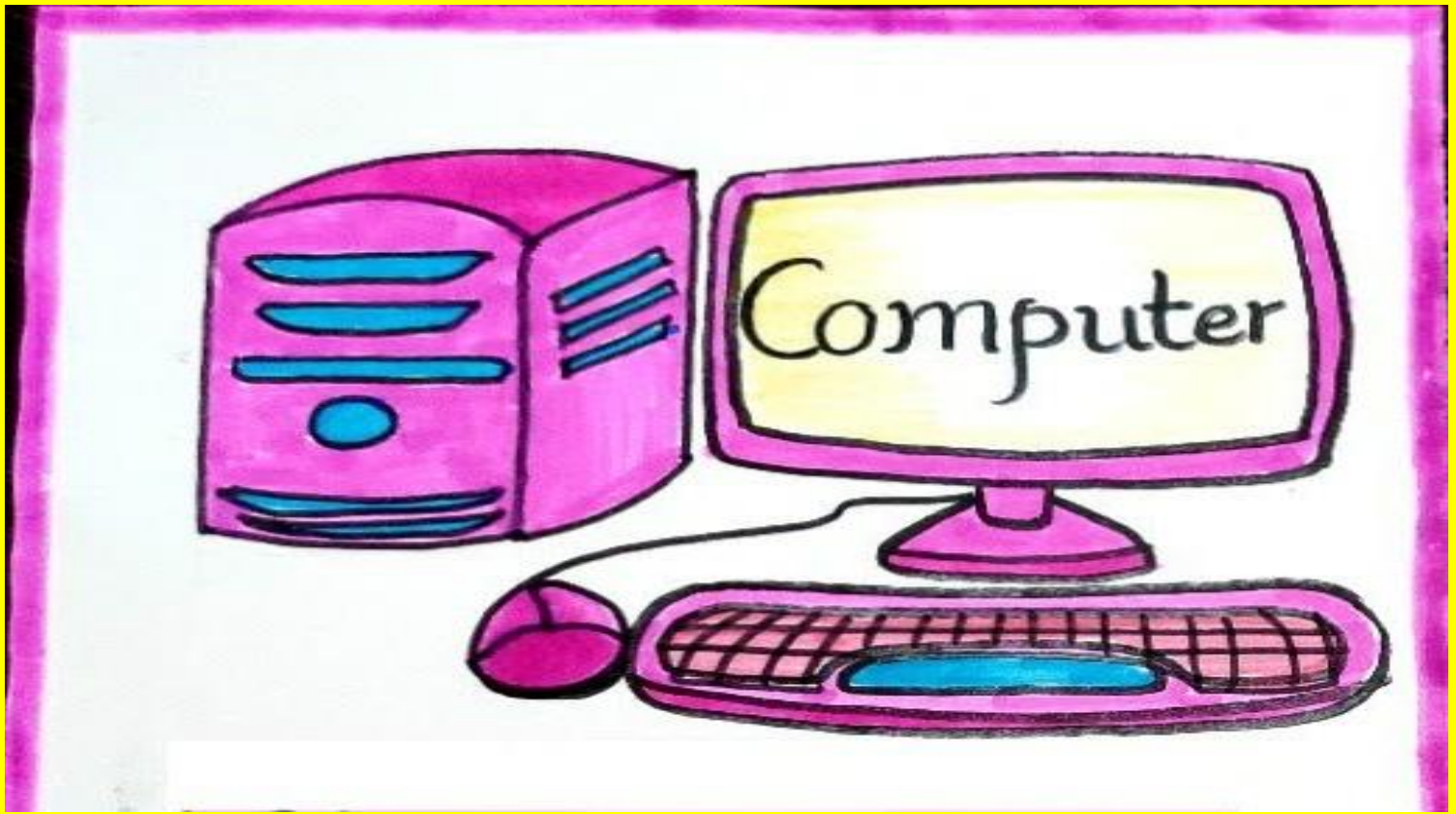
MAP 2- Study the map of Northern Plains on Pg 25(CANOPY). Note carefully the positions of the following on a physical map.

- Rivers- Ganga, Yamuna, Satluj, Brahmaputra, Hoogly, Chambal
- Cities – Delhi, Allahabad, Kolkata, Ludhiana, Guwahati

Q3. Make a poster or collage entitled 'INDIA, UNITY IN DIVERSITY'

For example- the image below, it's only for reference. Use your creative mind to draw something outstanding.





The importance of computers in our daily lives needs no proof. They are now pervasive in all spheres of life, and continue to contribute to our growth and development as a community.

Prepare a presentation or video discussing the history of computers. Try to keep it concise and to-the-point.



ART HOMEWORK

Make a 3D artwork with spoons on a thick background using any waste material and spoons of A2 size.